

2012 Olympic & Paralympic Games



4 October 2011 LCACC
Jeff Minnithorpe

- Olympics Project Manager
- Secondment until after close of Paralympics
- Attend and represent airport
- Communicate to staff and on site employees
- Work with Directors and external agencies (police, DfT, LOCOG etc)
- Travel plans, risk register, written procedures
- Staff, passengers, goods, airlines
- Opportunities



London 2012 Olympics

Key dates and figures

LondonCityAirport

- Olympic Games
 - 27 July -12 August 2012
- Paralympic Games
 - 29 August –09 September 2012
- Peak arrivals 25th July
- Peak departures 13th August
- 500- 600k overseas spectators
- 70,000 overseas 'Games Family'
- Very small numbers anticipated to use London City Airport and advance notification given
- 150 Heads of State
- All tickets sold
- Paralympics about ¼ of the size



The Facts

- Peak arrivals day 25 Jul onwards
 - 40,000 extra air passengers
- Peak departures day 13 Aug
 - 65,000 extra air passengers
- Heathrow is the official gateway airport for Games family
- Day 8 has the highest number of events/seats
- Most European visitors come for short stays (2-3 days) so only a modest increase in baggage/suitcases expected



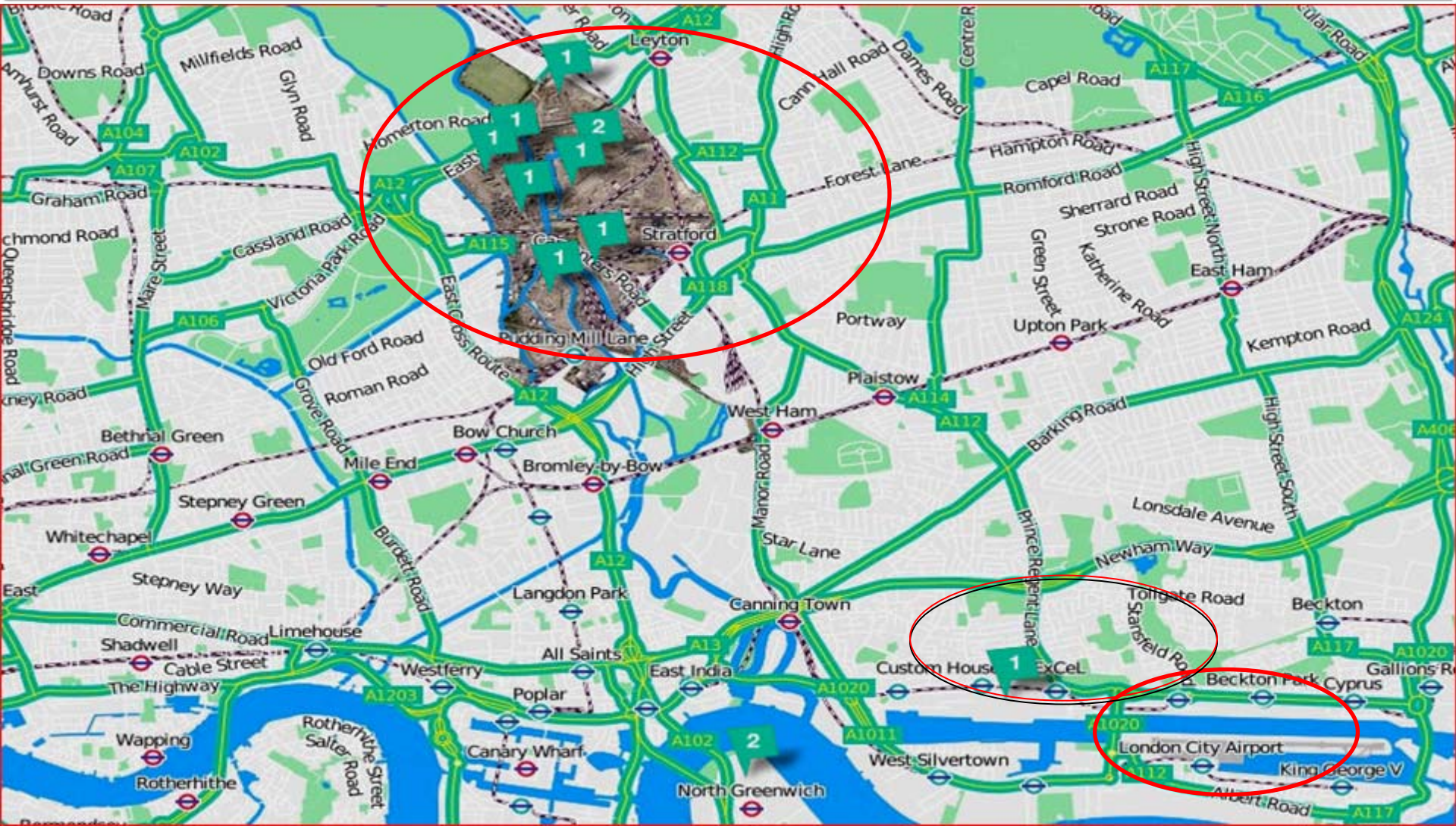
The Opportunities

- Much of the usual traffic replaced rather than added to
- Likely uplift in aviation numbers over the period 7-8% (forecast commissioned for DfT)
- Would 'offset' usual Summer dip in passengers at London City
- Airline schedules not yet published/issued but likely to be similar to 2011
- Expected increase in Jet Centre traffic (depending on slot availability)



Olympic London City – Opportunity

LondonCityAirport



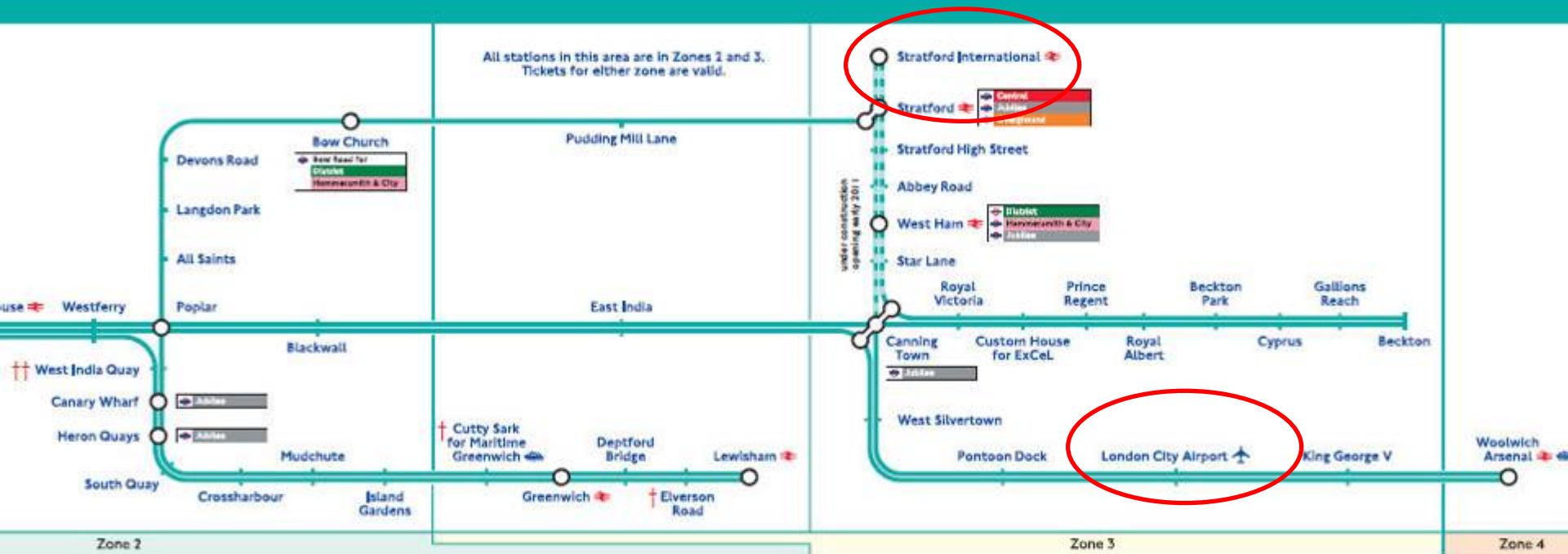
Local venues

- The Olympic Park at Stratford (Athletics, Swimming, Velodrome etc)- in use for the whole Games
- Excel- up to 90000 visitors per day! In use for the whole Games
- The North Greenwich Arena- in use for the whole Games
- Woolwich (Shooting) for the first week

Location, location, location



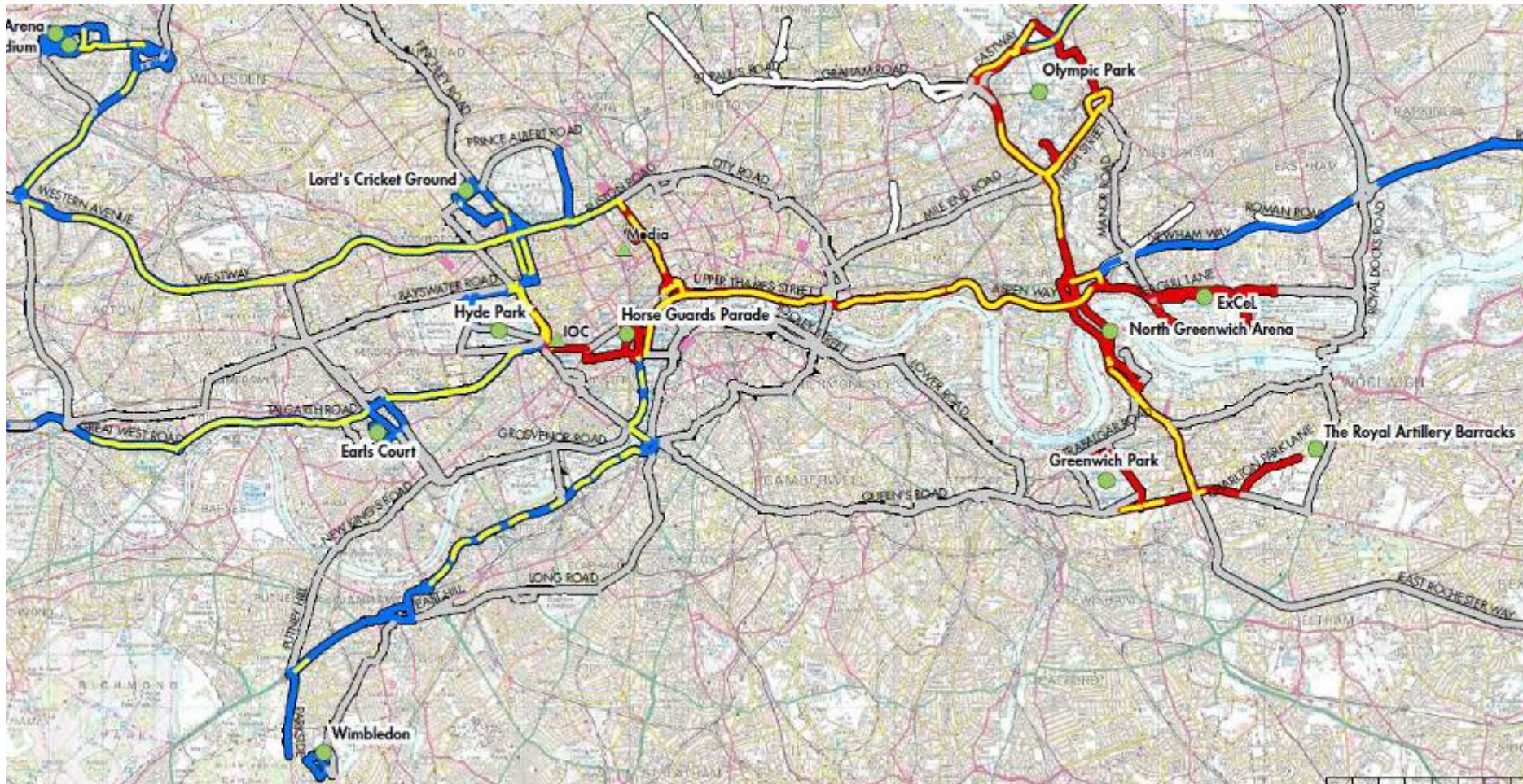
Transport Upgrades



DLR issues

- Good news- DLR link Woolwich Arsenal/ Canning Town to Stratford International is now open
- This has also doubled platform capacity
- 3 carriage trains can run along the route
- Westfield Shopping Centre opened 13th September
- Day 3 is the busiest forecast for spectator journeys by DLR
- Queues of up to 1 hour for trains in peak forecast at 'hotspot' stations including Canning Town, Stratford and Bank.
- Excel spectators will be encouraged to walk from Canning Town
- Trains shouldn't be busier from Woolwich Arsenal to London City so arrivals should be able to catch a train as normal

Olympic & Paralympic Route Network (ORN)



The Olympic Route Network

- Red = core route
 - Yellow = games lanes at certain times
 - Blue = venue specific
 - Grey = alternative used only if there are any problems on the ORN
-
- Only in operation when Games are on (plus one or two days either side) for athletes, officials and accredited media
 - 06.00-24.00

Airport times

- Operational staff start early shifts 05.00-06.00 (before general traffic and Games traffic)
- 'Change over' of staff 13.00(ish) gives the late shift staff time to get to work by allowing extra time before start of work
- No changes planned to operational hours

Challenges

- General security. We are working closely with the Met Police and in house Security team
- Athletes using LCY (LOCOG forecast small numbers)
- Unknowns re traffic and behaviour of London residents/commuters
- Passenger access to/from by DLR
- A lot of media in town
- Changing the travel plans of staff and passengers



Questions? e-mail jeff.minnithorpe@londoncityairport.com

